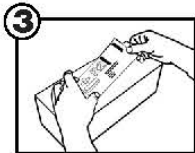
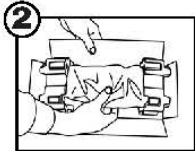
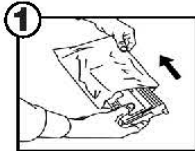


# How to recycle your Brother Consumable




- 1 Place your used consumable in the bag your new consumable came in and seal with tape.
- 2 Place the used consumable into the box the new consumable came in using the same internal packaging.
- 3 Close and seal the box securely and attach your country's pre-paid label, see overleaf, using clear tape.
- 4 If you have two or three consumables to return please tape the boxes together and use one return label.
- 5 Take the package to your local Post Office. This will be sent to the Brother Recycling Centre at no cost to yourself.




**This pre-paid label is only valid for the return of Brother consumables for recycling.**

**Thank you for participating in the Brother Recycling Programme and helping to contribute to a better environment**



# R2

**BROTHER INDUSTRIES (UK) LTD.**  
Vauxhall Industrial Estate  
Ruabon  
Wrexham  
Wales  
LL14 6HA



# R2

**BROTHER INDUSTRIES (UK) LTD.**  
Vauxhall Industrial Estate  
Ruabon  
Wrexham  
Wales  
LL14 6HA