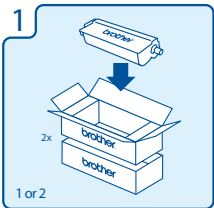


# Thank you!

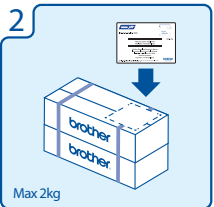
Thank you for recycling your empty cartridge with Brother.



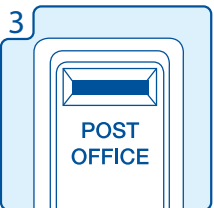
**This service is for genuine Brother supplies only.**



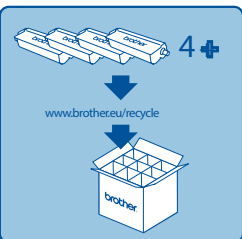
Put the empty cartridge in the packaging from your new cartridge. Put the used item in the box and tape the box closed.



Cut out the label below, along with the customs declaration and stick to the box. If you would like to send two empty cartridges, please stick the boxes together. One label can be used for two boxes.



Take the box to the post office where it will be sent to our recycling technology centre.



Should you wish to return four or more cartridges, please return to the website and order a bulk box, free of charge.



I.B.R.S. / C.C.R.I Numéro 3008



MAX. 2kg

Réponse payée / Reply Paid  
Pays-Bas / The Netherlands

Brother Recycling Centre c/o Spring  
International Business Reply Number  
I.B.R.S. / C.C.R.I Numéro 3008  
3109 VA Schiedam  
Pays Bas / The Netherlands



Free International Postal return label valid in: AT, BE, CH, CZ, DE, DK, ES, EE, FI, FR, GB, GR, HU, IS, LV, LU, LT, N, NL, PL, PT, SK, SL, SE

<b>CUSTOMERS DECLARATION</b>		May be opened Officially		<b>CN 22</b>
Designated operator		<b>Important!</b> See instructions on the back		
Gift	Documents	<input checked="" type="checkbox"/> Other	Commercial sample Tick one or more boxes	
Quantity and detailed description of content (1)		Weight (in kg)	Value (3)	
<b>Cartridge/toner</b> <b>No commercial value</b>		<b>Max. 2 kg</b>	<b>None</b>	
For commercial items only if known, HS tariff number (4) and country of origin of goods (5)		Total weight (in kg) (6)	Total value (7)	
I, the undersigned, whose name and address are given on the item, certify that the particulars given in this declaration are correct and that this item does not contain any dangerous articles prohibited by legislation or by postal or customs regulations. Date and sender's signature (8)				
Date: _____		Signature: _____		