

brother[®]
at your side

Innov-is 900

The compact sewing and embroidery machine



Innov-is 900

- LCD touch screen
- Automatic needle threading
- Extension table
- 170 embroidery designs
- 129 utility and decorative stitches



Innov-is 900

The compact machine with big ideas...

Designed for all skill levels, the Innov-is 900 is the ideal machine for all your home sewing and embroidery needs. Enjoy using the many built-in decorative stitches and embroidery designs to personalise your projects. Lightweight and portable to take with you when you travel to classes or to family and friends!

LCD touch screen

Manage the Innov-is 900 built in functions via the simple touch screen controls.

Includes icons and 15 languages - English, Spanish, French, German, Portuguese, Italian, Dutch, Danish, Norwegian, Suomi (Finland), Swedish, Russian, Japanese, Korean and Thai.



Built in instruction guide

Follow the animated step by step instructions to quickly learn how to use the many built in functions.



On screen editing

Powerful editing features include the layout, pattern rotation in 1, 10 & 90°, mirror imaging and scaling between 90 - 120%.



Error messages

The Innov-is 900 even alerts you to oversights. For example, if the presser foot lever has not been lowered, an audible sound, together with a displayed message, will notify you. It will even tell you when the bobbin thread is running out.



My custom stitch

Can't find that special stitch! Create your own stitch designs directly on the LCD panel and save it to memory for future use.



Utility & Decorative stitches

With 129 utility and decorative stitches and 3 sewing fonts to choose from you'll be spoilt for choice. You can also reverse stitches, adjust stitch length and width, program reinforcement stitches and even the thread cutter is programmable.



Combine stitches

The Innov-is 900 allows you to combine stitches for greater variety and creativity.

170 embroidery patterns

There are 70 built-in embroidery patterns for the 100 mm x 100 mm embroidery area, including floral designs, seasonal patterns and holiday themes. An additional 100 patterns are supplied on CD.

The Innov-is 900 is also compatible with the wide variety of designs available in the Brother Embroidery Memory Card Library.





Simple Threading

Makes winding bobbins quick and easy.



Super bright LED light

A bright, but gentle on the eye light, makes it easier to work on dark fabrics.




Easy automatic needle threading



Drop in bobbin

Just drop in a full bobbin and you are ready to sew.



7 point Feed

Extra teeth provide a smooth feeding action and superior stitch quality on any weight of fabric.



Presser Foot Levelling Button

Keeps the presser foot level for smooth, consistent stitching over changing fabric thicknesses, such as the start of a seam or crossing seams.



Extension table

The convenient extension table enables you to sew large projects more smoothly and is also a cover for the embroidery unit.



Handy Central Controls

For ease of use, all operating buttons are on one convenient panel.

- ✦ Thread cutter ✦ Speed control
- ✦ Needle position up/down
- ✦ Start/Stop function ✦ Reverse sewing

Wide range of built in embroidery designs and stitch patterns... plus 100 extra embroidery patterns on a CD

Embroidery Card Slot

Built-in embroidery card slot to take advantage of the extensive Brother Embroidery Card Library.

USB port

Send your embroidery designs directly to/from your PC via the USB port.





Large selection of stitches...

Utility and decorative stitches...


Choose from 129 built-in utility, decorative, satin and cross stitches, including 10 one step buttonhole styles, to make your sewing experience simple and fun.



Built-in monogramming fonts...

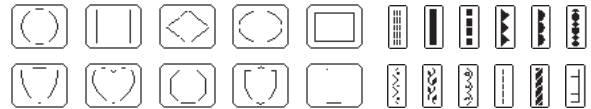
Built-in monogramming fonts make it easy for you to personalise all your sewing and embroidery projects.

- ✦ 6 embroidery fonts with adjustable size, angle and layout.
- ✦ 3 sewing fonts with character spacing adjustments using the touch screen.



Patterned frame shapes...

Create 120 different variations of border patterns using the 10 built-in shapes and 12 border stitches.



What's in the box...

Extensive accessories



Hard Cover



Embroidery Unit



Optional accessories...

For the full range of available accessories visit www.brother.com

Walking foot

Ensures an even feed action when sewing multiple layers of fabric or when matching fabric prints.



Open toe quilting foot

The large opening on the front of the foot gives you wide visibility in the needle area. Use for free-motion, outline quilting, etc



brother[®]
at your side

Brother UK Ltd.,
Audenshaw, Manchester M34 5JD
Tel: 0870 830 4020 (National Rate Call) Fax: 0870 830 4031
www.brother.co.uk

Your calls to us may be monitored or recorded for training purposes.
Specification correct at time of going to print. Brother is a registered trademark of Brother Industries Ltd.
Brand product names are registered trademarks or trademarks of their respective companies.

Contact